Write the Time: To the Hour

Set A. Write the time under each clock.



____ : ____



____ : ____



____ : ____

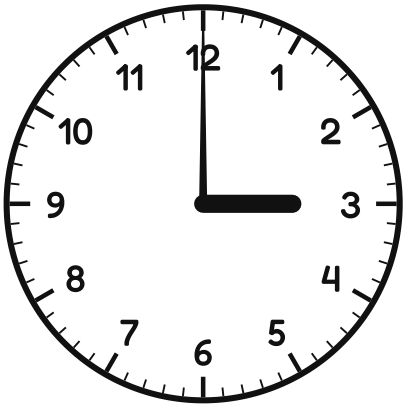

____ : ____



____ : ____



____ : ____

Write the Time: To the Hour

Set A. Write the time under each clock.



____ : ____



____ : ____



____ : ____

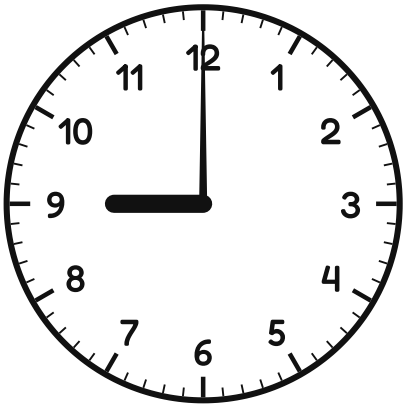

____ : ____



____ : ____



____ : ____

Wonster WORDS
www.wonsterwords.com/download

Write the Time: To the Hour

Set B. Write the time under each clock.



____ : ____



____ : ____



____ : ____



____ : ____



____ : ____



____ : ____

Write the Time: To the Hour

Set B. Write the time under each clock.

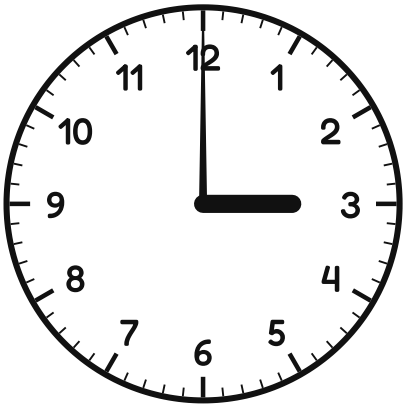

_____ : _____

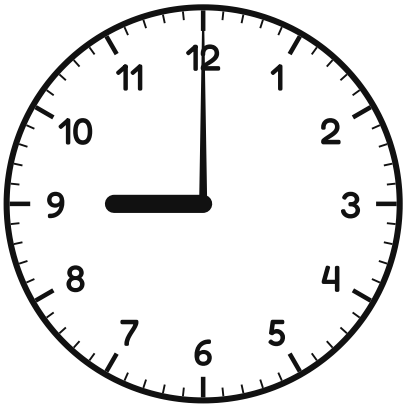

_____ : _____



_____ : _____



_____ : _____



_____ : _____



_____ : _____

Write the Time: To the Hour: Answer Key

For the grown-up. Each time is written on its line, in red.

Page 1



11 : 00



1 : 00



5 : 00



3 : 00



10 : 00



8 : 00

Page 2



2 : 00



7 : 00



4 : 00



9 : 00



12 : 00



6 : 00

Page 3



1 : 00



6 : 00



4 : 00



8 : 00



12 : 00



10 : 00

Page 4



3 : 00



9 : 00



5 : 00



7 : 00



2 : 00



11 : 00

For Grown-Ups: How to Use These Worksheets

One page at a sitting, with a real clock nearby if you have one. For first grade.

Why use it

First graders learn to tell time to the hour and half hour on a clock with hands and on a digital clock (Common Core 1.MD.B.3, TEKS 1.7(E)). On the hour, the long minute hand points straight up at the 12 and the short hour hand points at the hour. Reading a clock comes before drawing one, so this sheet comes before Draw the Hands.

What it is good for

- Telling the short hour hand from the long minute hand.
- Reading the hour the short hand points to.
- Writing a time the way a digital clock shows it, such as 4:00.

How to use it

1. Point to the two hands on the first clock and ask which one is short.
2. Your child finds the number the short hand points to. That is the hour.
3. Check that the long hand points at the 12, which means o'clock.
4. Your child writes the hour, then 00 after the dots.
5. Check with the answer key, where the answers are in red.

> **Try saying:** “Which hand is short? What number does it point to?”

Tip: Set B has the same twelve times in a new order, for another day.